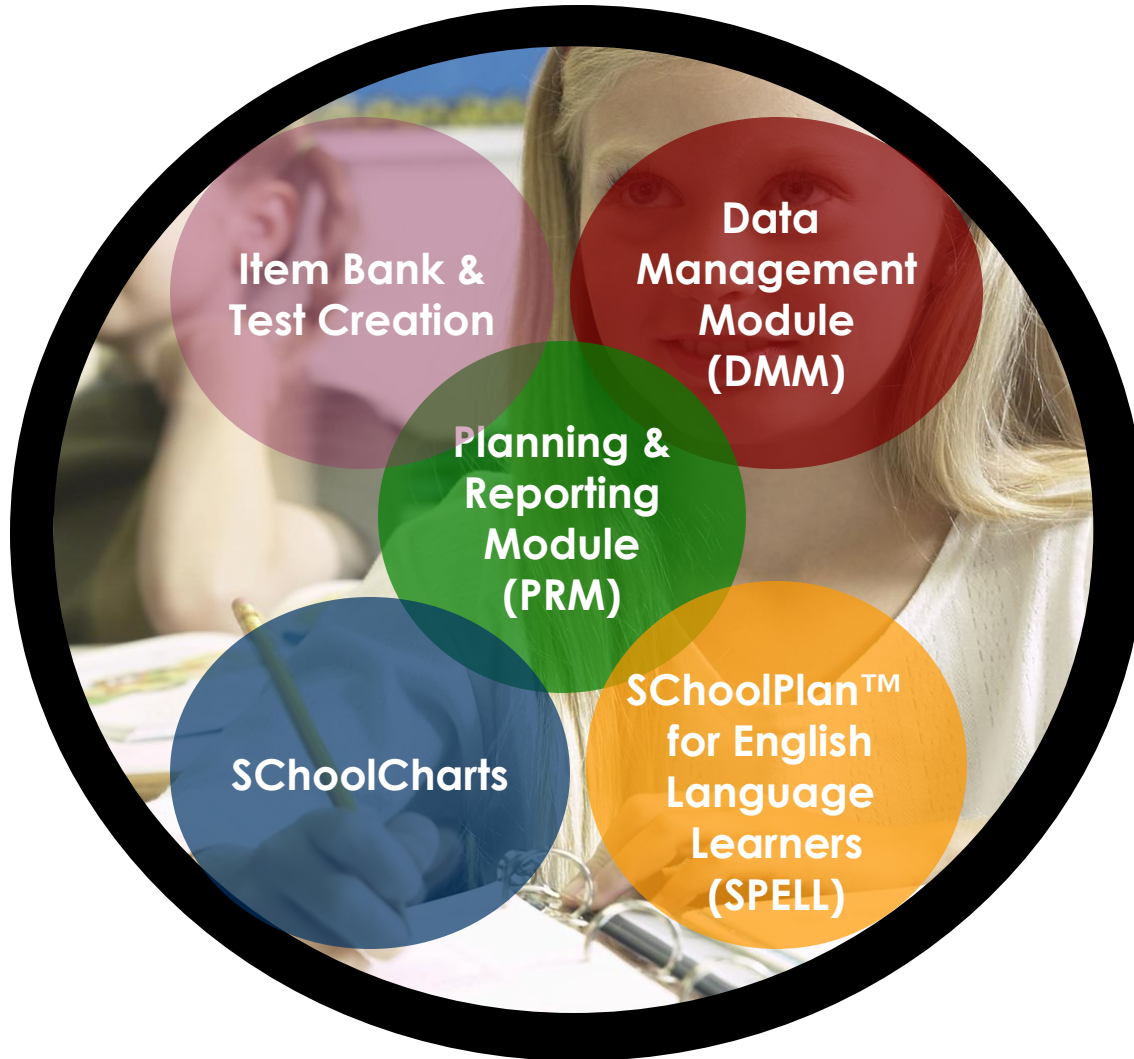




Welcome to SChoolPlan™





What is SChoolPlan™?

- A web-based solution for data analysis and reporting designed by the Santa Clara County Office of Education
- A complete package that provides school personnel with an integrated approach to data management, analysis and decision making
- Easy to use web-based software, backed up by customer services representatives with experience in both technology and education





SCchoolPlan™ Users Say

BC Gibbons, Sunnyvale, District Assessment Coordinator

“It’s very easy to use it—and then when all is said and done, at the district level we can then take all the plans, print them all out, look at them... they all look uniform. When we present to the School Board we present a very finished product to them.”





SchoolPlan™ Users Say

Shannon Potts, Santa Clara Unified
Coordinator of Assessment

“Honestly, someone who’s writing a plan from scratch is much more apt to really dig into the data and look at changing it and monitoring it, when the interface is easy for them.”





SCchoolPlan™ Users Say

Samita Sen, Teacher Advisor, Berryessa
Union School District

“At the touch of a button we get student assessment results aligned, like the CELDT and CST over 2 or 3 years. So it really helps us look at our students, and their progress.”





SchoolPlan™ Users Say

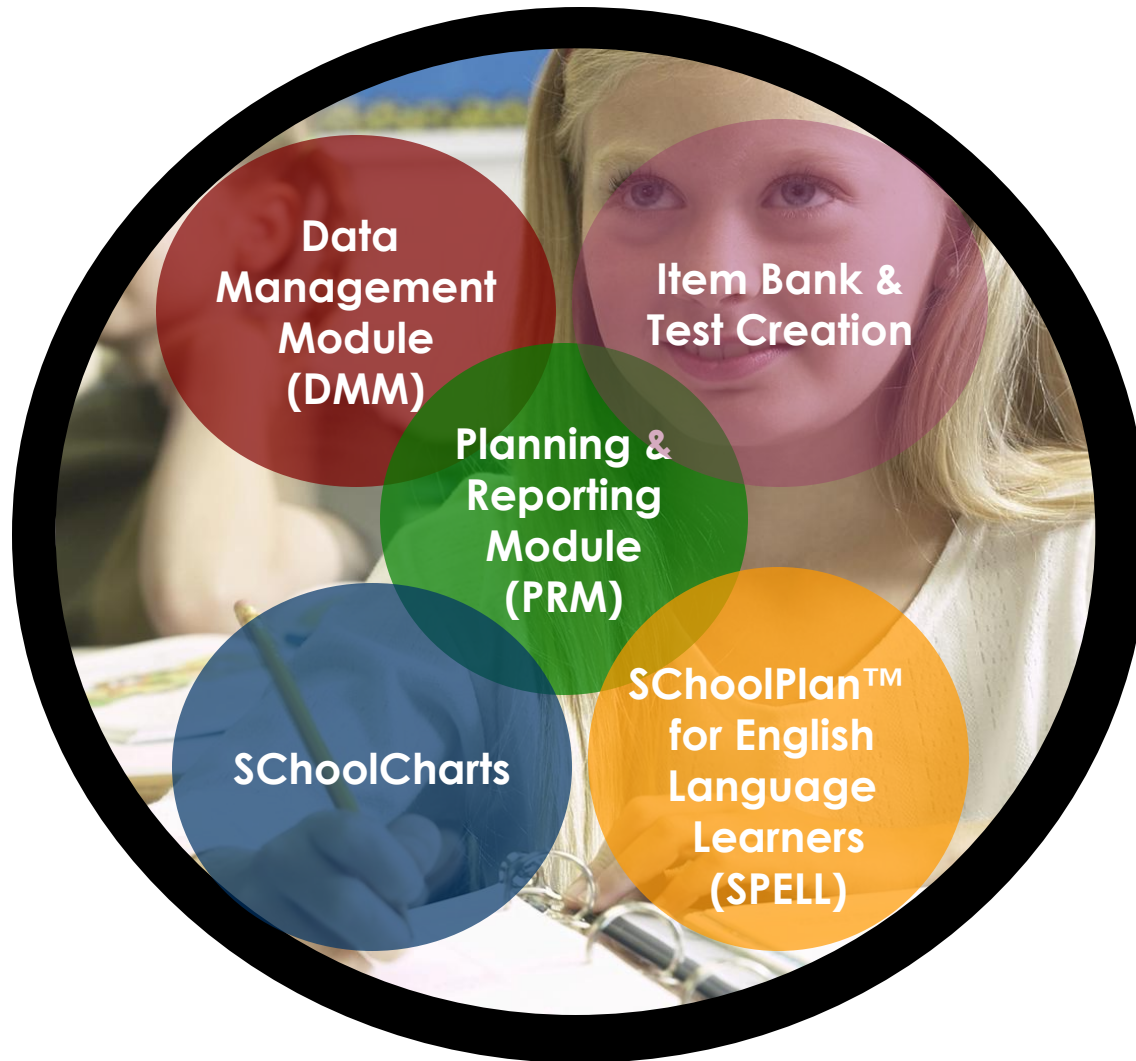
Lori Armendariz, District Standards and Assessment Coach, Empire Union School District

“School Plan™ is a really, really powerful tool. We can feel that we have power in knowing that our children are progressing towards mastery of the standards. And that is the incredible power of the tool.”





Five SChoolPlan™ Modules





Home

County Board of Education

Superintendent

SCCOE Branches

Resources for Teachers

Resources for Families

Resources for Administrators

Public School Directory

Job Opportunities

SCCOE Intranet



SchoolPlan™

SchoolPlan™ is a complete package that provides school personnel with an integrated approach to data management, analysis and decision making. It facilitates comprehensive reporting linked to research-based best practices. Download our [SchoolPlan™ Overview](#) in PDF format. Hear what actual users have to say about SchoolPlan™: [full length](#) [🔊], [short version](#) [🔊].

FREE SCHOOLCHARTS

- Predefined for immediate use
- May be printed in PDF format or copied to presentations
- Over 200 data views per school



[SIGN UP HERE >>](#)



If you need assistance with SchoolPlan™'s login and/or password, please [let us know](#).

RESOURCES

[Subscribe to this page](#)

Member Login

- Planning and Reporting Module
- SchoolCharts
- Data Management (DMM)

-- Select a County --

-- Select a District --

[Planning and Reporting \(PRM\)](#)

[Data Management \(DMM\)](#)

[SchoolCharts](#)



Planning and Reporting Dashboard



SANTA CLARA COUNTY
OFFICE OF EDUCATION





Welcome to SchoolPlan Planning and Reporting Module (PRM) Version 2.0

2010-2011

County: District: School:


School Name: **Big Sky Elementary**
2008-2009
2009-2010
2010-2011


School Information


SARC


Single Plan for Student Achievement (SPSA)

Reports


School Setup
✔ Done



SARC Input
✘ Not Done



Educational Practice
✔ Done


Budget
✔ Done


Goals/Actions


Approval
✘ Not Done


Evaluate


Reports

Legend

Implementation Status

Minimally: ★★☆☆

Partially: ★★★☆

Substantially: ★★★★

Fully: ★★★★★

Quick Reports

- ▷ SARC
- ▷ SARC Summary
- ▷ SPSA
- ▷ Budget Report
- ▷ Action Report

Goals / Actions

[Add New Goal](#) [Edit Subject List](#) [Change Order](#)

Status	Goals and Actions	Start Date	Completion Date	Amount	Editor Comments
English Language Development					
Improve English Language Learner Academic Achievement					
★★★☆☆	ELD Instructional Priority	9/1/2007	6/1/2008	\$1,500	0
★★★☆☆	Purchase ELD Materials	9/1/2007	6/1/2008	\$4,550	0



Guides Site Councils Through the Planning Process

- Analysis of student achievement and access to educational research
- Develop SMART goals: **S**pecific, **M**easurable, **A**ttainable, **R**ealistic and **T**rackable goals
- Assign Actions to Goals
- Assign Funding to Actions
- Evaluate Goals





Creates Student Accountability Reports Cards

- Easy to use interface that guides principal through a brief set of questions to fulfill SARC requirements
- Generates full SARC and executive summary reports





Schools Enter Budgets and Allocate Funding

- Delineate school budgets
- Allocate funds from various funding sources to each set of goals and actions
- Choose from State and Federal Categorical Funds
- Create Budget Reports



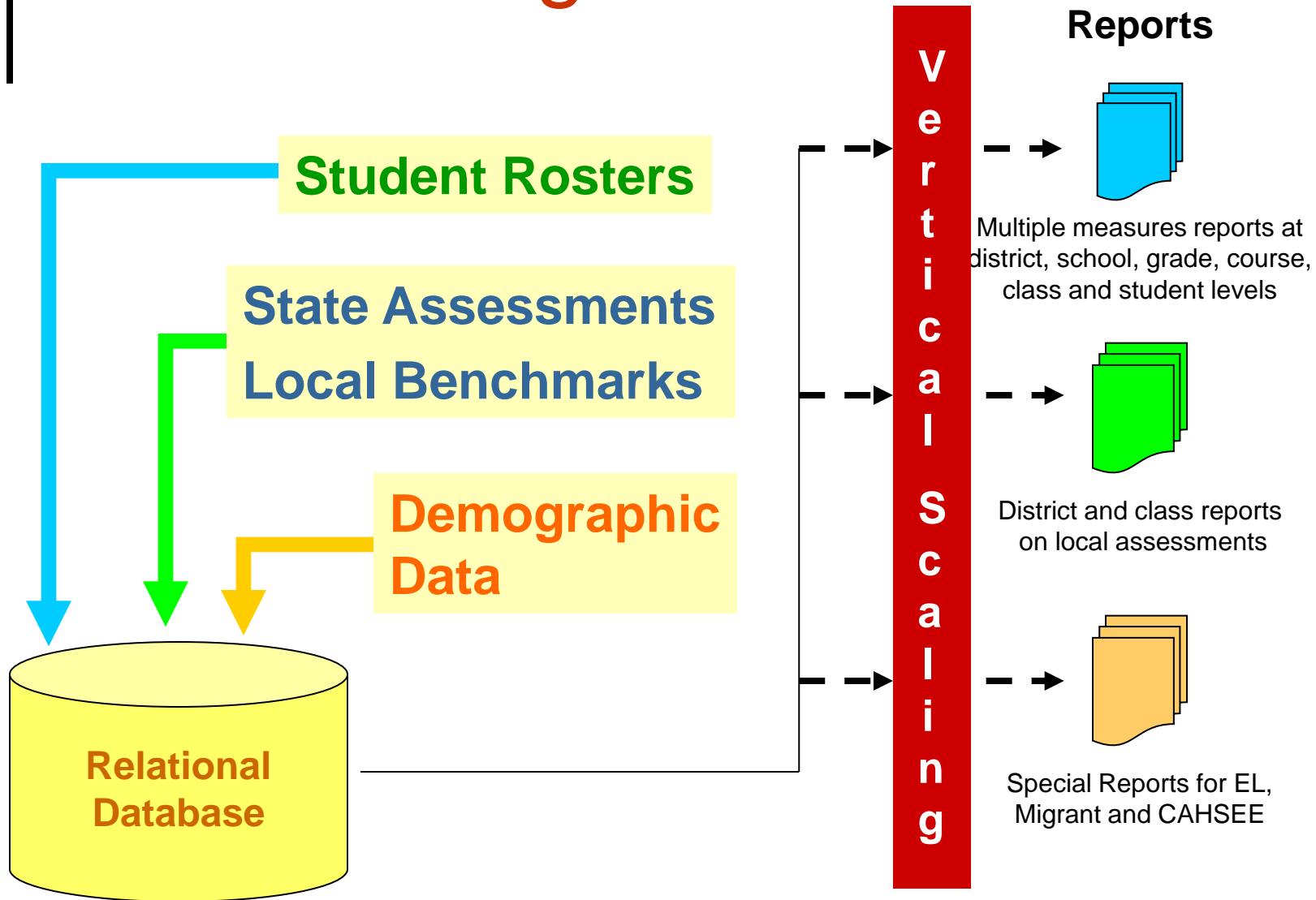


Generates Uniform Reports

- School Accountability Report Card (SARC)
- SARC Executive Summary
- Single Plan For Student Achievement (SPSA)
- SPSA with SARC
- Budget Report



Data Management Module





Data Management Module

- Tool for analyzing state and local data
- Very easy interface
- By student, classroom, teacher, grade, school and district
- Sortable tables
- Query and filter data
- Colorful charts



Teacher Dashboard

The screenshot shows the STARS Teacher Dashboard. At the top, there is a navigation bar with icons for Home, Dashboard, Query, Charts, Admin, Reports, Assessment, Scoring, Scanning, My Settings, Assess Builder, and Logout. The user is identified as Garcia, Maria, at Connecticut Elementary School, with a last login of 07/01/2010 10:34:43. A 'Switch to Basic' button is available. On the left, a 'Reports Menu' sidebar lists various report options. The main content area is titled 'Select Student Roster and Assessment' and contains several dropdown menus for Enrollment Year, Assessment Year, Student Roster, Class, Grade, My Group, Assessment, Subject, and Grade Level Tested. A 'Refresh' button is located below these options. At the bottom, a message states: 'You are currently viewing results for ELA Grade 5 Q1 08. Use the options above to select a different assessment/class.'

STARS™

Home Dashboard Query Charts Admin Reports Assessment Scoring Scanning My Settings Assess Builder Logout

Welcome: Garcia, Maria Connecticut Elementary School Last Login: 07/01/2010 10:34:43 [Switch to Basic](#)

Reports Menu

- My Dashboard
- My Class(es) Report
- My Performance Bands Report
- My Class Performance Report
- My Strand Report
- My Summary Reports
- My Classroom Reports
- My Custom Reports
- Pre-Defined Reports
- Reading Lions Report
- Special Reports
- My School Reports
- Resources
- Groups
- Student
- Help

Select Student Roster and Assessment

Enrollment Year: 2007 - 2008 Assessment Year: 2007 - 2008

Student Roster: SIS 07-08 Qtr4 Assessment: ELA Grade 5 Q1 08

Class: GarciaMaria's class (Period 0 ,Section Subject: ELA

Grade: All Grade Level Tested: 05

My Group: All Students

[Refresh](#)

You are currently viewing results for **ELA Grade 5 Q1 08**
Use the options above to select a different assessment/class.





Teacher Dashboard Reports

- **Dashboard:** Classroom results
- **Test Results:** By students, demographics, raw and scale scores, and proficiency level
- **Objective Analysis Report:** Student cluster reporting with comparisons to Minimally Proficient Student
- **Standards Report:** Shows mastery of standards by student
- **Answer Frequency:** Student responses by item and standard (if supplied)
- **Student Response:** Color coded student list of how students responded to each item





Customizable Reports

- Administrators and teachers can create their own reports
- Use multiple assessments
- Use multiple years
- Include student demographics
- Summarize classroom, teacher, school and district data
- Export data into Excel and PDF





SCchoolCharts

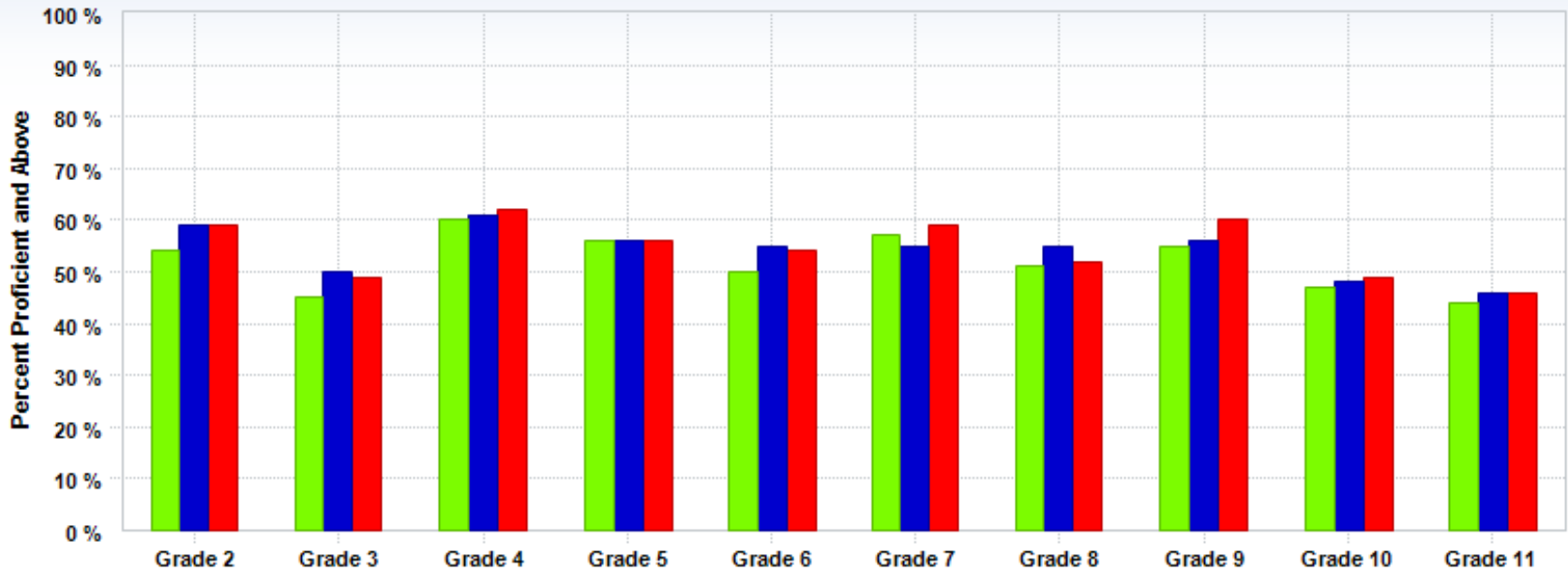
- Instant charting of AYP, API and state assessment results
- Compare school, district, county and state data
- Includes multiple year views
- Print, save and place into other documents









English-Language Arts

 [Save as pdf](#)

**Santa Clara County
CST English-Language Arts
2005 to 2007 Students Percent Proficient and Above by Grade**



	Grade 2	Grade 3	Grade 4	Grade 5	Grade 6	Grade 7	Grade 8	Grade 9	Grade 10	Grade 11
 2005 %	54 %	45 %	60 %	56 %	50 %	57 %	51 %	55 %	47 %	44 %
 2005 #	10,448	8,672	11,627	10,877	9,572	10,921	9,723	10,591	8,473	7,608
 2006 %	59 %	50 %	61 %	56 %	55 %	55 %	55 %	56 %	48 %	46 %
 2006 #	11,421	9,622	11,691	10,835	10,498	10,447	10,504	10,617	9,095	7,896
 2007 %	59 %	49 %	62 %	56 %	54 %	59 %	52 %	60 %	49 %	46 %
 2007 #	11,337	9,468	11,918	10,728	10,345	11,187	9,843	11,537	9,153	8,340

One of over 225 charts



School Progress Reports

- Access individual School Progress Reports directly from SSchoolCharts
- Includes:
 - AYP Tables and Charts
 - API Tables and Charts



SPELL: SChoolPlan™ for English Language Learners

SPELL is a web-based application that

- Generates AMAO #1, AMAO #2 and AMAO #3 reports
- Produce summary and detail reports at district, school and grade levels.
- Allows filtering of all reports by demographics, programs and US and district entry dates for powerful analysis
- Facilitates reclassification using state and district criteria



AMAO #1 Detailed Report

AMAO #1 Report - Annual Progress in Learning English 05-06

[05-06 AMAO]



Print PDF Report



Export to Excel

Summary

Detail

Region: **SCCOE**
 District: **Maple Valley School District**
 School: **All** Grade: **All**
 EL Services: **All**
 Show: Only Students Who Met AMAO1
 Only Students Who Did Not Meet AMAO1
 All Students

Total Records: 1 - 30 of 922 [Next >](#)

Shows each student's data for two years and highlights students who met AMAO 1 target.

Student Id	Student Name	School	Grade	EL Services	CELDT Overall Test				CELDT Reading				CELDT Listening/Speaking				CELDT Writing				Met AMAO1?
					04-05		05-06		04-05		05-06		04-05		05-06		04-05		05-06		
					PS	SS	PS	SS	PS	SS	PS	SS	PS	SS	PS	SS	PS	SS	PS	SS	
10113	Fierros, Yafte	Oregon High School	9	EL in ELD & SDAIE	4	565	4	559	3	518	4	541	5	581	5	584	5	583	3	528	✓
10139	Fine, Pardeep	Tennessee Middle School	7	EL in ELD & SDAIE	4	564	5	572	2	492	5	576	5	617	5	571	4	532	4	572	✓
10158	Fischer, Vianey M	Tennessee Middle School	6	EL in ELD & SDAIE	3	504	3	500	1	449	2	492	4	533	3	509	3	504	3	493	✗
10219	Flores, Jesus	Tennessee Middle School	6	EL in ELD & SDAIE	4	558	4	534	3	532	3	516	5	580	4	546	4	540	4	530	✓
10226	Flores, Edwin	Tennessee Middle School	6	EL in ELD & SDAIE	2	453	2	461	1	460	1	459	2	450	2	460	2	453	2	467	✗
10237	Flores, Emmanuel	Tennessee Middle School	7	EL in ELD & SDAIE	3	503	4	557	2	492	3	512	3	519	5	589	2	484	4	538	✓



AMAO #3 Summary Report

AMAO #3 Report - Adequate Yearly Progress for English Learner Subgroup 05-06

Summary		Detail						
Name of the Region:	SCCOE							
Number of CELDT Takers:	1572							
Number of CST Takers:	5030							
Number of CAHSEE Takers:	1024							
Number of Valid Participants:	1071							
ELA:								
Target Percent Proficient for English Learner Subgroup:	23.0%							
Achieved Percent Proficient for English Learner Subgroup:	42.5%							
Met Participation Rate for English Learner Subgroup:	✓							
Met Percent Proficient or Above for English Learner Subgroup:	✓							
Met Minimum Group Size:	✓							
Math:								
Target Percent Proficient for English Learner Subgroup:	23.7%							
Achieved Percent Proficient for English Learner Subgroup:	44.4%							
Met Participation Rate for English Learner Subgroup:	✓							
Met Percent Proficient or Above for English Learner Subgroup:	✓							
Met Minimum Group Size:	✓							
AMAO3:								
Is AMAO #3 Applicable?	✓							
Met Target for AMAO #3?	✓							
<table border="1"> <thead> <tr> <th>District Name</th> <th>Is AMAO #3 Applicable?</th> <th>Met Target for AMAO #3</th> </tr> </thead> <tbody> <tr> <td>1 Maple Valley School District</td> <td>✓</td> <td>✓</td> </tr> </tbody> </table>			District Name	Is AMAO #3 Applicable?	Met Target for AMAO #3	1 Maple Valley School District	✓	✓
District Name	Is AMAO #3 Applicable?	Met Target for AMAO #3						
1 Maple Valley School District	✓	✓						

Shows if district has met proficiency targets on CST and participation rate.





Item Bank – What is it Now?

- 5000 alternative multiple-choice items in ELA and Math for grades 2-12, developed by SCCOE.
- 4000 multiple choice items in ELA and Math, contributed by SCC districts.
- Diagnostic Distractors for every item to help inform instruction and improve student learning
- Assessments scored according to CST-metric - scale scores offer accurate predictor of CST performance





Item Bank – Unique Benefits

- **Professional Development**, customized around your local data, for your teachers and administrators.
- **Psychometric Support** to help document validity and reliability of locally-developed assessments
- **Informative assessments** to help provide meaningful feedback to students and teachers about student progress.
- **Scale Scores** based on CST-metric to predict performance on STAR exams.
- **Collaboration** between partnered districts to pool resources.
- **Customer Service** to help design, implement, and administer assessments.
- **Teacher-designed**, customizable, and off-the shelf low stakes classroom-based formative assessments





Vertically Scaled Local Assessments

- Item Bank results by:
 - ELA: lexile levels
 - Mathematics: quantile levels
 - Cost \$0 in 2010-11 with Item Bank
- Text publisher assessment results by:
 - Grade Unit Scales (Aligned with CST Performance Levels)
 - 15 ¢ per student per test (up to \$1.50)





SchoolScan Plain Paper Scanning Solution

- Uses off-the-shelf, low cost, plain paper scanners
- Imports assessment results to analyze within minutes
- Pre-loaded assessments from many adopted curriculum publishers



Use Technology to Pre-ID Local Assessments

Maple Valley Unified School District

School: Oregon High School

Grade: «G10

Subject: Algebra

Class: Algebra F1 Period 123

Test Name: Algebra EOC 05-06

Teacher: Henley, Paris



Do Not Write in This Area

Student: Manria, Joe

Student ID:113564



1	(A)	(B)	(C)	(D)	16	(A)	(B)	(C)	(D)	31	(A)	(B)	(C)	(D)	46	(A)	(B)	(C)	(D)
2	(A)	(B)	(C)	(D)	17	(A)	(B)	(C)	(D)	32	(A)	(B)	(C)	(D)	47	(A)	(B)	(C)	(D)
3	(A)	(B)	(C)	(D)	18	(A)	(B)	(C)	(D)	33	(A)	(B)	(C)	(D)	48	(A)	(B)	(C)	(D)
4	(A)	(B)	(C)	(D)	19	(A)	(B)	(C)	(D)	34	(A)	(B)	(C)	(D)	49	(A)	(B)	(C)	(D)
5	(A)	(B)	(C)	(D)	20	(A)	(B)	(C)	(D)	35	(A)	(B)	(C)	(D)	50	(A)	(B)	(C)	(D)
6	(A)	(B)	(C)	(D)	21	(A)	(B)	(C)	(D)	36	(A)	(B)	(C)	(D)	51	(A)	(B)	(C)	(D)
7	(A)	(B)	(C)	(D)	22	(A)	(B)	(C)	(D)	37	(A)	(B)	(C)	(D)	52	(A)	(B)	(C)	(D)



Customer Service

- Personal assistance completing initial system setup
- District level training provided at your site
- Phone and email access to technical assistance
- Easy to use data uploading interface
- SCCOE works directly with vender





For more information:

Bill Conrad, Ed.D., Director,
Assessment & Accountability
408-453-4332; bill_conrad@sccoe.org

Diana Wilmot, Coordinator
408-453-6745; diana_wilmot@sccoe.org

Dan Mason, Research Analyst
408-453-4346; dan_mason@sccoe.org

Trish Hernandez, Research Analyst
408-453-6963; trish_hernandez@sccoe.org

